

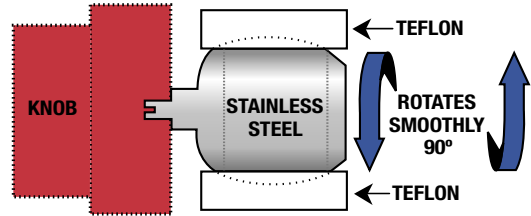
ALUMINUM 4-WAY MANIFOLD GAUGE SETS



All Mastercool Gauges are color coordinated for easy refrigerant recognition.

Mastercool is the leading manufacturer of professional quality AC/R manifold gauge sets. Our manifold gauge sets are constructed of the finest materials and machined with precision to the highest standards. At Mastercool, every manifold we build is built to last.

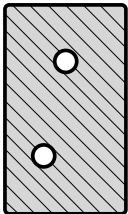
Mastercool's Aluminum 4-Way Manifolds feature PREMIER SERIES BALL VALVE DESIGN.



3/8" bore 4-way ball valve manifold

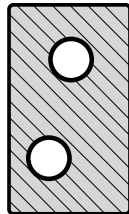
- Full 3/8" bore through the block increases flow considerably – faster charging & recovery
- Ball valve rotates 90° between two Teflon washers requiring little effort to turn, even under pressure
- Opens and closes quickly with only a quarter turn
- Knob position shows whether valves are open or closed (Vertical = OPEN, Horizontal = CLOSED)

Traditional 1/4" Bore



(Side Cut-away View)
Competitor's Manifold Block
W/1/4" bore

Mastercool's 3/8" Bore



(Side Cut-away View)
Mastercool's Manifold Block W/3/8" bore
all the way through the block

COMPARE!

R134a Auto A/C 4-way manifold gauge sets with hoses packaged in blow molded cases. Hose connections for blue and red are 14mm-M. Yellow hose is 1/2" ACME-F with auto shut-off valve. Gauges are 3 1/8" in PSI/Kpa & °F.

HOSE LENGTH (SET OF 4)	W/O COUPLERS	W/MANUAL COUPLERS	W/E-Z SNAP™ COUPLERS
36"	86536	86936	86436
60"	86561	86961	86461
72"	86572	86972	86472

To order manifolds with shock-resistant gauge protectors, simply place a "-G" after the part number.



R12, R22 and R502 4-way manifold gauge sets with hoses packaged in blow molded cases. Hose connections are 1/4" SAE and gauges are 3 1/8" in PSI & °F.

HOSE LENGTH (SET OF 4)	STANDARD HOSES STANDARD FITTINGS	STANDARD HOSES AUTO SHUT-OFF VALVES	NYLON BARRIER HOSES STANDARD FITTINGS	NYLON BARRIER HOSES AUTO SHUT-OFF VALVES
36"	95136	95336	95236	95436
60"	95161	95361	95261	95461
72"	95172	95372	95272	95472

4-WAY MANIFOLDS W/GAUGES ONLY

- 85103** R134a 2 1/2" (1/2" ACME-M)
- 85113** R134a 3 1/8" (1/2" ACME-M)
- 93103** R12, R22, R502 2 1/2" (1/4" MFL)
- 93113** R12, R22, R502 3 1/8" (1/4" MFL)

2 1/2" GAUGES

- 85350** R134a, R12 PSI/°F Low Side Gauge
- 85500** R134a, R12 PSI/°F High Side Gauge
- 93350** R12, R22, R502 PSI & °F Low Side Gauge
- 93500** R12, R22, R502 PSI & °F High Side Gauge

3 1/8" GAUGES

- 86350** R134a PSI/Kpa & °F Low Side Gauge
- 86500** R134a PSI/Kpa & °F High Side Gauge
- 91250** R12, R22, R502 PSI & °F Low Side Gauge
- 91500** R12, R22, R502 PSI & °F High Side Gauge

GAUGE PROTECTORS and LENS

- 91253-E** Blue Gauge Protector 3 1/8"
- 91503-E** Red Gauge Protector 3 1/8"

- 91553-E** Set (Red & Blue) Gauge Protectors 3 1/8"
- 93253-E** Blue Gauge Protector 2 1/2"
- 93503-E** Red Gauge Protector 2 1/2"

- 93553-E** Set (Red & Blue) Gauge Protectors 2 1/2"
- 85253-E** 2 1/2" Lens
- 98251-E** 3 1/8" Lens



800-290-9798



www.rossairworks.com